

VE Day Morse Code Challenge

On Tuesday 8th May, 1945, millions of people rejoiced in the news that Germany had surrendered. In towns and cities across the world, people marked the victory with street parties, dancing and singing. Winston Churchill, the Prime Minister of the United Kingdom at that time, gave a rousing speech to the nation.

Your challenge is to use the morse code chart to decipher part of Churchill's famous speech!

TIP: look carefully for the spaces that indicate the end of one letter and the start of another.



A	.-	B	-...	C	-.-.	D	-..	E	.	F	..-.
G	--.	H	I	..	J	K	-. -	L	.-..
M	--	N	-.	O	---	P	.-.-	Q	--.-	R	.-.
S	...	T	-	U	..-	V	...-	W	.-.-	X	-. -
Y	-. -	Z	--..			,	---.-	!	..--.

-	Dash
.	Dot
Space	Letter separator
/	Word separator



--- --- / - ... - ... / - --- --- / - ... - ... / - ... /
--- --- / ... - ... - --- - ... - ... / .. - / ... / - ... /
... - ... - --- - ... - ... / --- ... / - ... / - ... - ... / --- ... /
... - ... - --- --- / .. - / ... - ... - ... / ... - ... - ... / .. - / - ... - ... /
--- ... / ... - ... - ... / ... - ... - --- - ... - ... / - ... - ... - ... /
- ... - ... / ... - ... / - / - ... - ... - ... / - ... - ... - ... /
- ... - ... - ... / ... - ... - ... - ... - ... / - ... - ... / - ... - ... /
--- --- - ... - ... / ... - ... - ... - ... - ... / ... - ... / - ... - ... - ... - ... /
- ... - ... - ... / - ... / ... - ... - ... / - ... - ... - ... - ... / - ... - ... /
- ... - ... - ... - ... - ... - ... / - ... - ... / - ... / ... - ... - ... - ... / - ... - ... - ...
/ --- ... / - ... / - ... - ... - ... - ... / ... - ... / .. - / - ... - ... /
- ... - ... / - ... - ... - ... - ... / - ... / ... - ... - ... - ... - ... - ... /
- ... - ... - ... - ... - ... / --- ... / - ... / - ... - ... - ... - ... /
- ... - ... - ... - ... - ... / --- ... / - ... / - ... - ... - ... - ... /



Imagine that it is 8th May, 1945. You have attended a street party to celebrate VE Day. Write a diary entry about your day.

Tuesday 8th May, 1945


Dear Diary,

[Large rectangular box for writing on the left page]

[Large rectangular box for writing on the right page]



Dear Diary,





Carrot Cake Recipe

During WWII, sugar was rationed to 8 oz (ounces) a week - that's 225g (grams), the equivalent of just 15 tablespoons!
Carrots were used as a replacement for sugar in many cake and biscuit recipes.

Ingredients

8 oz (225 g) self-raising flour

3 oz (90 g) margarine

3 oz (90 g) sugar

4 oz (110 g) finely grated carrot

2 oz (60 g) sultanas

a little milk or water


A reconstituted egg, or fresh egg if available



Method

1. Preheat the oven to 220°C or Gas Mark 7.
2. Sift the flour into a mixing bowl.
3. Rub in the margarine.
4. Add the sugar, carrot, sultanas and egg.
5. Mix together.
6. Add in a small amount of water or milk - just enough to make the mixture sticky.
7. Pour mixture into a lined baking tin and cook until golden in colour.





Oaty Biscuits Recipe

Ingredients

Makes 20 biscuits

4 oz (110 g) margarine or butter

3 oz (90 g) sugar

7 oz (200 g) rolled oats


5 oz (150 g) flour

1 tsp (teaspoon) baking powder

a pinch of salt


a little milk

1 reconstituted egg, or fresh egg if available



Method

1. Preheat the oven to 180°C or Gas Mark 4.
2. Cream the margarine or butter with the sugar.
3. Add the rolled oats and mix well.
4. Sift the flour, baking powder and salt into the mixture.
5. Add the egg and mix again.
6. Divide the mixture into 20 balls.
7. Press each ball between your palms to flatten them until they are between 1/2 cm and 1 cm thick.
8. Place on a greased baking tray.
9. Bake for around 15 minutes until the edges are golden.





Fresh Lemonade Recipe

Ingredients

5 lemons

160 grams sugar

1.2 litres water



Method

1. Remove the rinds from the lemons. Cut the rinds into smaller pieces, and place them in a bowl. Put the lemons to one side for now.
2. Sprinkle the sugar over the lemon rinds and leave for one hour.
3. Bring the water to the boil in a saucepan, then remove from the heat.
4. Add the sugared lemon rinds to the water, and allow to cool for 20 minutes.
5. Remove the lemon rinds from the water.
6. Squeeze the lemons into another bowl. Remove any seeds.
7. Add the lemon juice into the sugar mixture.
8. Pour into a jug and put the lemonade in the fridge to cool.






q	y	t	r	a	p	t	e	e	r	t	s	w	e
r	t	v	i	y	c	p	s	u	d	h	m	x	v
i	l	e	a	d	h	n	b	r	v	c	z	l	k
w	r	d	e	b	u	p	g	o	p	a	h	j	o
k	q	a	a	z	r	w	s	p	x	e	d	c	r
r	f	y	v	t	c	e	l	e	b	r	a	t	e
g	b	y	f	h	h	n	u	j	m	i	l	k	d
h	s	o	l	d	i	e	r	o	l	p	l	q	n
c	a	z	a	w	l	s	x	y	e	d	i	c	e
e	r	f	g	v	l	t	r	g	b	y	e	h	r
e	n	u	j	m	i	o	k	o	l	p	s	q	r
p	a	z	w	s	t	x	e	d	c	r	f	v	u
s	t	g	b	c	w	o	r	l	d	w	a	r	s
y	h	n	i	u	j	m	i	k	o	l	p	q	a
z	w	v	h	o	m	e	f	r	o	n	t	s	e

VE Day

victory
 soldier
 europe
 VE day
 allies
 surrender
 street party
 Churchill
 home front
 celebrate
 speech
 flag
 world war






VE Day Morse Code Challenge SOLUTION



Did you successfully
use morse code to
decipher this part of
Churchill's VE day
speech?

God bless you all. This is
your victory! It is the
victory of the cause of
freedom in every land. In all
our long history we have
never seen a greater day than
this. Everyone, man or
woman, has done their
best. Everyone has tried.
Neither the long years, nor the
dangers, nor the fierce attacks
of the enemy, have in any
way weakened the independent
resolve of the British
nation. God bless you all.



VE Day

victory
 soldier
 europe
 VE day
 allies
 surrender
 street party
 Churchill
 home front
 celebrate
 speech
 flag
 world war

